




ENERG Y IJA
 енергия · ενέργεια IE IA

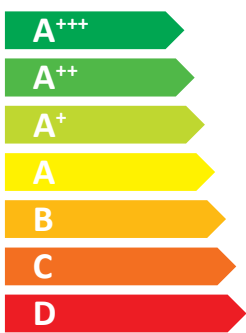


METROSAVER Duo F 28



55 °C

35 °C



47 dB



dB



kW



kW




2019

811/2013





ENERG


енергия · ενέργεια





METROSAVER Duo F 28































Supplier's name:	METRO THERM A/S		
Model:	METROSAVER Duo F 28		
Temperature application	35	55	°C
Declared load profile for water heating			
Seasonal space heating energy efficiency class, average climate:	A+++	A+++	
Water heating energy efficiency class, average climate:			
Rated heat output, average climate:	28	28	kW
Annual energy consumption for space heating, average climate	11528	14621	kWh
Annual electricity consumption for water heating, average climate			kWh
Seasonal space heating energy efficiency, average climate:	198	155	%
Water heating energy efficiency, average climate:			%
Sound power level LWA indoors	47		dB
Rated heat output, cold climate:	28	28	kW
Rated heat output, warm climate:	28	28	kW
Annual energy consumption for space heating, cold climate	12907	16450	kWh
Annual electricity consumption for water heating, cold climate			kWh
Annual energy consumption for space heating, warm climate	7237	9062	kWh
Annual electricity consumption for water heating, warm climate			kWh
Seasonal space heating energy efficiency, cold climate:	211	165	%
Water heating energy efficiency, cold climate:			%
Seasonal space heating energy efficiency, warm climate:	204	162	%
Water heating energy efficiency, warm climate:			%
Sound power level LWA outdoors	-		dB

Data for package fiche

Controller class	VII		
Controller contribution to efficiency	2		%
Seasonal space heating energy efficiency of package, average climate:	200	157	%
Seasonal space heating energy efficiency class for package, average climate:	A+++	A+++	%
Seasonal space heating energy efficiency of package, cold climate:	213	167	%
Seasonal space heating energy efficiency of package, warm climate:	206	164	%

Model(s):		METROSAVER Duo F 28									
Type of heat source/sink:		Brine-to-water									
Low-temperature heat pump:		No									
Equipped with supplementary heater:		No									
Heat pump combination heater:		No									
Climate condition:		Average									
Temperature application:		Medium temperature (55 °C)									
Applied standards: EN14825 and EN16147											
Rated heat output		Prated	28,0	kW	Seasonal space heating energy efficiency		η_s	155	%		
<i>Declared capacity for part load at outdoor temperature Tj</i>				<i>Declared coefficient of performance for part load at outdoor temperature Tj</i>							
Tj = -7 °C	Pdh	25,0	kW	Tj = -7 °C	COPd	3,10	-				
Tj = +2 °C	Pdh	15,3	kW	Tj = +2 °C	COPd	3,90	-				
Tj = +7 °C	Pdh	9,7	kW	Tj = +7 °C	COPd	4,60	-				
Tj = +12 °C	Pdh	4,3	kW	Tj = +12 °C	COPd	5,30	-				
Tj = biv	Pdh	28,0	kW	Tj = biv	COPd	2,80	-				
Tj = TOL	Pdh	28,0	kW	Tj = TOL	COPd	2,80	-				
Tj = -15 °C (if TOL < -20 °C)	Pdh		kW	Tj = -15 °C (if TOL < -20 °C)	COPd		-				
Bivalent temperature				T _{biv}	-10	°C	Operation limit temperature		TOL	-10	°C
Cycling interval capacity for heating				P _{cyh}		kW	Cycling interval efficiency		COP _{cyh}		-
Degradation co-efficient				Cdh	0,99	-	temperature		WTOL	65	°C
<i>Power consumption in modes other than active mode</i>				<i>Supplementary heater</i>							
Off mode	P _{OFF}	0,007	kW	Rated heat output		P _{sup}	0,0	kW			
Thermostat-off mode	P _{TO}	0,035	kW	Type of energy input		Electric					
Standby mode	P _{SB}	0,019	kW								
Crankcase heater mode	P _{CK}	0,025	kW								
<i>Other items</i>											
Capacity control	variable			Rated air flow rate, outdoors				m ³ /h			
Sound power level, indoors/outdoors	L _{WA}	47/-	dB	Rated water flow rate, indoor heat exchanger				m ³ /h			
Annual energy consumption	Q _{HE}	14621	kWh	Rated brine or water flow rate, outdoor heat exchanger			3,40	m ³ /h			
<i>For heat pump combination heater:</i>											
Declared load profile				Water heating energy efficiency		η_{wh}		%			
Daily electricity consumption		Q _{elec}	kWh	Daily fuel consumption		Q _{fuel}		kWh			
Annual electricity consumption		AEC	kWh	Annual fuel consumption		AFC		GJ			
Approved by:											
Contact details		METRO THERM A/S Rundinsvej 55 DK-3200 Helsingør www.metrotherm.dk									