




**ENERG**  
енергия · ενεργεια



METROSAVER UB 8



55 °C

35 °C



**A++**

**A+++**



**45** dB



dB

8

**8**

8

kW

9

**9**

9

kW



2019

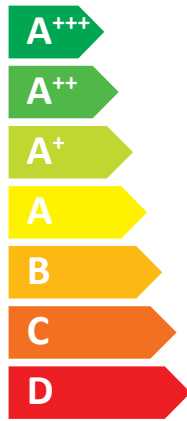

811/2013




**ENERG** Y IJA  
 енергия · ενεργεια IE IA



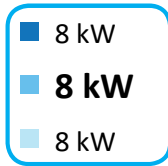
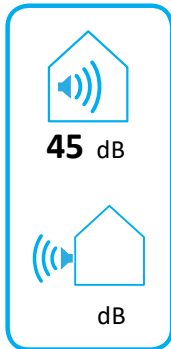
METROSAVER UB 8+METROSAVER300



**A++**



**A**



2019

811/2013



# ENERG

енергия · ενέργεια

Y






IJA


IE


IA





## METROSAVER UB 8 + METROSAVER 300








+ 






+ 

+ 

+ 




55 °C

Supplier's name:	<b>METRO THERM A/S</b>		
Model:	<b>Metrosaver UB 8 + Metsosaver 300</b>		
Temperature application	35	55	°C
Declared load profile for water heating	<b>XXL</b>		
Seasonal space heating energy efficiency class, average climate:	<b>A+++</b>	<b>A++</b>	
Water heating energy efficiency class, average climate:	<b>A</b>		
Rated heat output, average climate:	9	8	kW
Annual energy consumption for space heating, average climate	3797	4433	kWh
Annual electricity consumption for water heating, average climate	1995		kWh
Seasonal space heating energy efficiency, average climate:	188	141	%
Water heating energy efficiency, average climate:	108		%
Sound power level LWA indoors	45		dB
Rated heat output, cold climate:	9	8	kW
Rated heat output, warm climate:	9	8	kW
Annual energy consumption for space heating, cold climate	4393	5142	kWh
Annual electricity consumption for water heating, cold climate	1995		kWh
Annual energy consumption for space heating, warm climate	2463	2864	kWh
Annual electricity consumption for water heating, warm climate	1995		kWh
Seasonal space heating energy efficiency, cold climate:	194	145	%
Water heating energy efficiency, cold climate:	108		%
Seasonal space heating energy efficiency, warm climate:	187	141	%
Water heating energy efficiency, warm climate:	108		%
Sound power level LWA outdoors	-		dB

#### Data for package fiche

Controller class	VII		
Controller contribution to efficiency	3,5		%
Seasonal space heating energy efficiency of package, average climate:	191	145	%
Seasonal space heating energy efficiency class for package, average climate:	<b>A+++</b>	<b>A++</b>	%
Seasonal space heating energy efficiency of package, cold climate:	198	149	%
Seasonal space heating energy efficiency of package, warm climate:	191	145	%

<b>Model(s):</b>		<b>Metrosaver UB 8 + Metrosaver 300</b>							
Type of heat source/sink:		Brine-to-water							
Low-temperature heat pump:		No							
Equipped with supplementary heater:		Yes							
Heat pump combination heater:		Yes							
Climate condition:		Average							
Temperature application:		Medium temperature (55 °C)							
Applied standards: EN14825 and EN16147									
<b>Rated heat output</b>		Prated	8,0	kW	<b>Seasonal space heating energy efficiency</b>		$\eta_s$	141	%
<i>Declared capacity for part load at outdoor temperature Tj</i>				<i>Declared coefficient of performance for part load at outdoor temperature Tj</i>					
Tj = -7 °C	Pdh	6,2	kW	Tj = -7 °C	COPd	3,28	-		
Tj = +2 °C	Pdh	6,9	kW	Tj = +2 °C	COPd	3,81	-		
Tj = +7 °C	Pdh	7,2	kW	Tj = +7 °C	COPd	4,13	-		
Tj = +12 °C	Pdh	7,6	kW	Tj = +12 °C	COPd	4,41	-		
Tj = biv	Pdh	6,4	kW	Tj = biv	COPd	3,44	-		
Tj = TOL	Pdh	5,9	kW	Tj = TOL	COPd	3,07	-		
Tj = -15 °C (if TOL < -20 °C)	Pdh		kW	Tj = -15 °C (if TOL < -20 °C)	COPd		-		
Bivalent temperature		T <sub>biv</sub>	-4,9	°C	Operation limit temperature		TOL	-10	°C
Cycling interval capacity for heating		P <sub>cyh</sub>		kW	Cycling interval efficiency		COP <sub>cyh</sub>		-
Degradation co-efficient		Cdh	0,99	-	temperature		WTOL	65	°C
<i>Power consumption in modes other than active mode</i>				<i>Supplementary heater</i>					
Off mode	P <sub>OFF</sub>	0,002	kW	Rated heat output		P <sub>sup</sub>	2,1	kW	
Thermostat-off mode	P <sub>TO</sub>	0,01	kW	Type of energy input		Electric			
Standby mode	P <sub>SB</sub>	0,007	kW						
Crankcase heater mode	P <sub>CK</sub>	0,014	kW						
<i>Other items</i>									
Capacity control	fixed			Rated air flow rate, outdoors				m <sup>3</sup> /h	
Sound power level, indoors/outdoors	L <sub>WA</sub>	45/-	dB	Rated water flow rate, indoor heat exchanger			0,64	m <sup>3</sup> /h	
Annual energy consumption	Q <sub>HE</sub>	4433	kWh	Rated brine or water flow rate, outdoor heat exchanger			1,20	m <sup>3</sup> /h	
<i>For heat pump combination heater:</i>									
<b>Declared load profile</b>		<b>XL</b>		<b>Water heating energy efficiency</b>		$\eta_{wh}$	108	%	
Daily electricity consumption		Q <sub>elec</sub>	9,09	kWh	Daily fuel consumption		Q <sub>fuel</sub>	kWh	
Annual electricity consumption		AEC	1995	kWh	Annual fuel consumption		AFC	GJ	
<b>Approved by:</b>									
<b>Contact details</b>		<b>METRO THERM A/S Rundinsvej 55 DK-3200 Helsingør www.metrotherm.dk</b>							